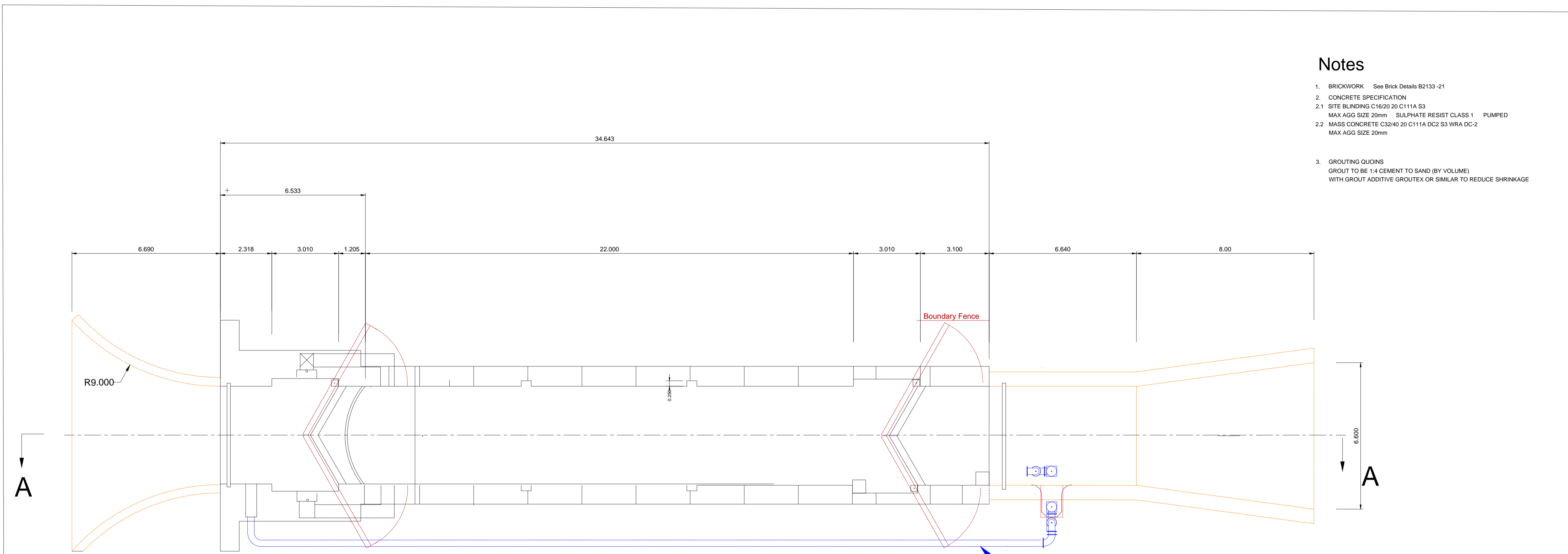


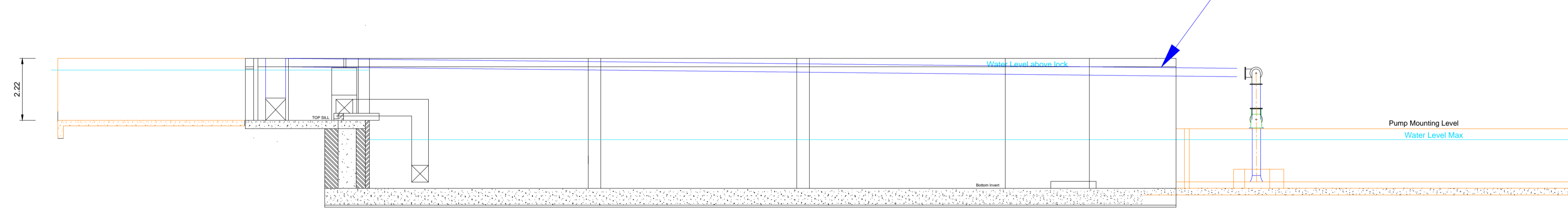
Notes

1. BRICKWORK See Brick Details B2133 -21
2. CONCRETE SPECIFICATION
 - 2.1 SITE BLINDING C16/20 20 C111A S3
MAX AGG SIZE 20mm SULPHATE RESIST CLASS 1 PUMPED
 - 2.2 MASS CONCRETE C32/40 20 C111A DC2 S3 WRA DC-2
MAX AGG SIZE 20mm
3. GROUTING QUOINS
GROUT TO BE 1:4 CEMENT TO SAND (BY VOLUME)
WITH GROUT ADDITIVE GROUTEX OR SIMILAR TO REDUCE SHRINKAGE

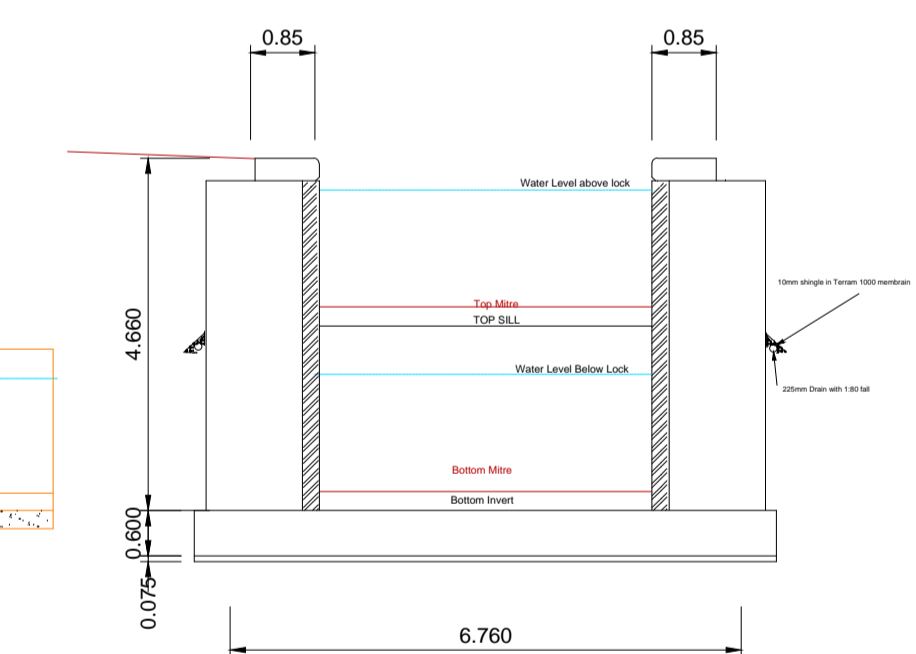


Plan

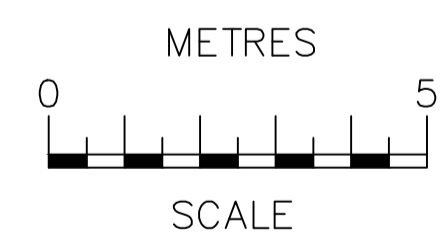
Back pump pipe



Section A-A



Typical Section



Melksham Link Wide Lock
GENERAL ARRANGEMENT
 22m Long x 4.4m Wide with typical 2.4m Rise

DWG No WBCT/10/012 REV 0
 Scale 1:100 (A1)

ALL DIMENSIONS IN METRES